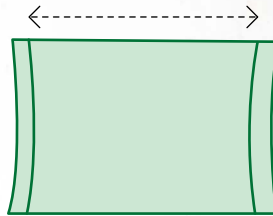


How to make a swan towel



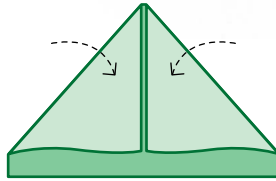
1

You'll need one towel. Lay the towel flat in a landscape orientation.



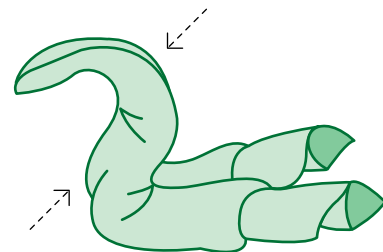
2

Fold the top corners downwards and inwards until they meet in the centre.




5

Lay the Z down and squeeze the corners to set the curves.



3

Roll the outside edges inward toward the centre.



4

Fold the resulting arrow into a Z.

