

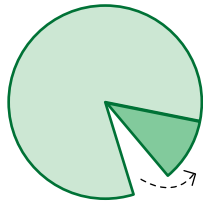


How to make paper umbrellas


1 Cut out a triangle



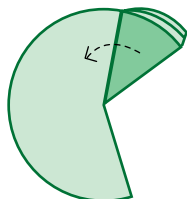
2 Fold over



3 Now fold the other direction (behind)



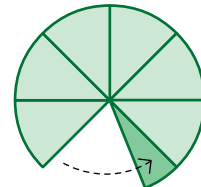
4 Keep folding forwards and backwards in accordion fold



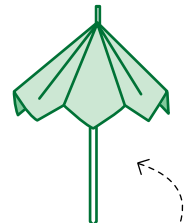
5 Now it should look like this



6 Open out



Glue edges together



Add a toothpick

